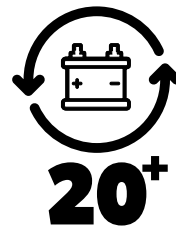


ELECTRICAL CHARACTERISTICS	
Nominal Voltage	12.8V
Nominal Capacity	200Ah
Energy	2560Wh
CHARGE PERFORMANCE	
Maximum Charge Current	150A
Charge Voltage	14.6 +/- 0.2V
DISCHARGE PERFORMANCE	
Continuous Current	200A
Max. Pulse Current	500A (5S)
TEMPERATURE PERFORMANCE	
Charge Temperature	0°C to 45°C (32F to 113F)
Discharge Temperature	-20°C to 60°C (-4F to 140F)
MECHANICAL PERFORMANCE	
Dimension (L x W x H)	483 x 170 x 240 mm (19" x 6.69" x 9.44")
Weight	22.5kg (49.60lbs)
Cycle Life	>3000 cycles @ 1C 80% DOD
Series Connect	Max. 4 batteries connected
Parallel Connect	Max. 4 batteries connected
COMPLIANCE	
Shipping Classifications	UN3480, CLASS 9
MAINTENANCE	
Routine Charging	Charge and discharge every 3 months
Storage Temperature	0°C to 40°C (32F to 104F)



Check Out This Product Online



Longer Life Cycle

Up to 20 times more cycle life and five times the float /calendar life than lead acid batteries, minimizing replacement cost and reducing total cost of ownership.



Light Weight

About 40% of the weight of a comparable lead acid battery. Footprints offer a 'drop in' replacement for lead acid batteries.

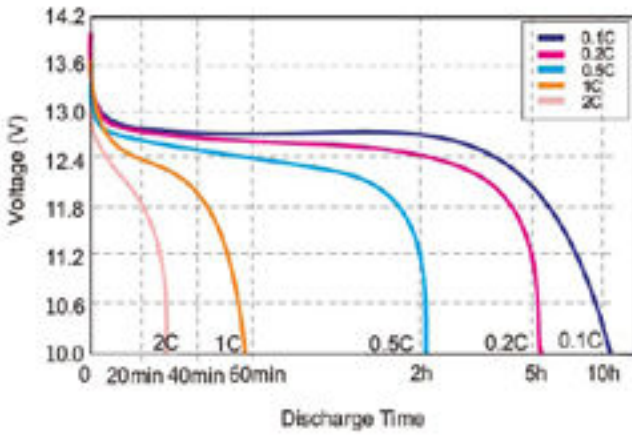


Higher Power

Delivers up to twice the power of lead acid battery at high discharge rates while maintaining high energy capacity.

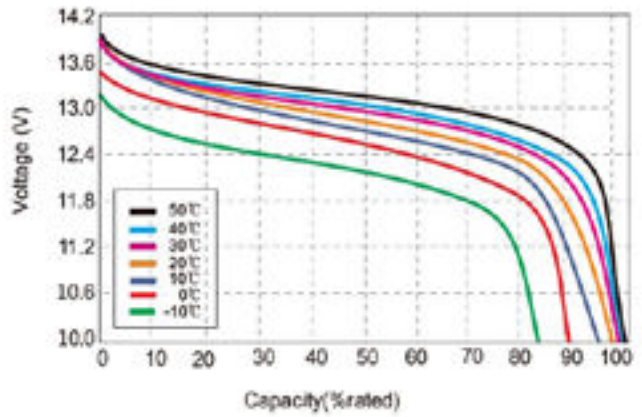
Different Rate Discharge Curve

Different Rate Discharge Curve @25°C



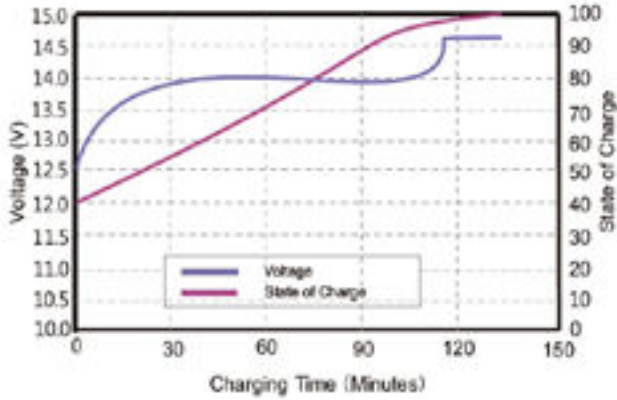
Different Temperature Discharge Curve

Different Temperature Discharge Curve @0.5C



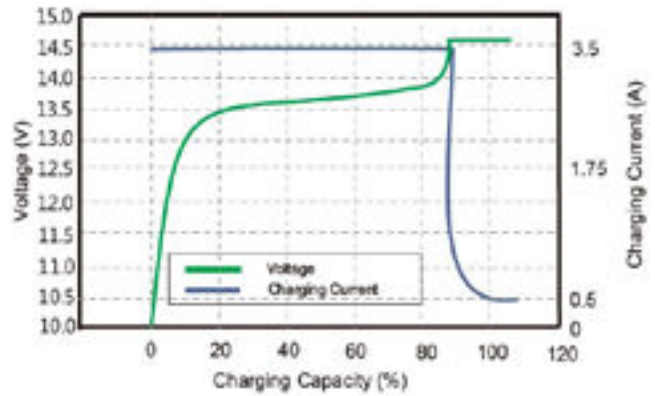
State of Charge Curve

State of Charge Curve @0.5C 25°C



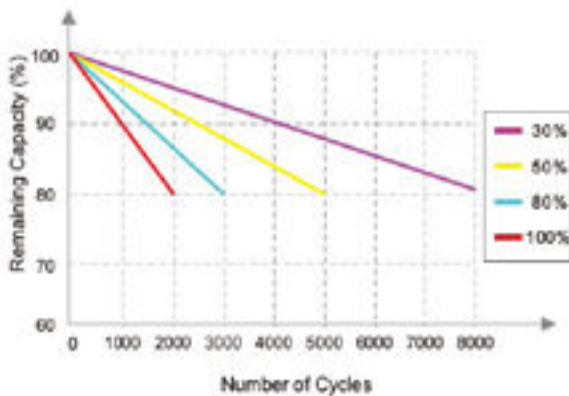
Charging Characteristics

Charging Characteristics @0.5C 25°C



Cycle Life Curve

Different DOD Discharge Cycle Life Curve @1C



Self Discharge Characteristics Curve

Different Temperature Self Discharge Curve

