





BlueTop Specs

OPTIMA BLUETOP STARTING AND DUAL PURPOSE BATTERIES				
MODEL NUMBER	 D27M	 34M	 D34M	 D31M
PERFORMANCE				
Voltage	12v	12v	12v	12v
Cold Cranking Amps @ 0 F	800	800	750	900
Cranking Amps @ 32 F	1000	1000	870	1125
Reserve Capacity	140	100	120	155
Capacity (C/20 rate)	66	50	55	75
Internal Resistance (ohms)	0.0025	0.003	0.0028	0.0025
PHYSICAL SPECS				
Length	12 3/16"	10"	10"	12 13/16"
Width	6 13/16"	6 7/8"	6 7/8"	6 1/2"
Height	8 3/4"	7 13/16"	7 13/16"	9 3/8"
Minimum Weight (lbs)	53.8	38.4	43.5	59.8
Post Type	Dual SAE & 5/16"	Dual SAE & 5/16"	Dual SAE & 5/16"	Dual SAE & 5/16"

	Stainless Stud	Stainless Stud	Stainless Stud	Stainless Stud
BCI Group	27	34	34	31